

Parental controls guide

Parental Controls information

Type of guide

Entertainment

Features and Benefits

ITV content can be streamed via the ITV Hub platform on a range of devices. Once you have logged in to the platform you can set up a PIN to block access to G-rated content (guidance). The G-rating is for content that ITV deems unsuitable for children.

What specific content can I restrict?



Inappropriate content

What do I need?

A Google account (Email address and Password)

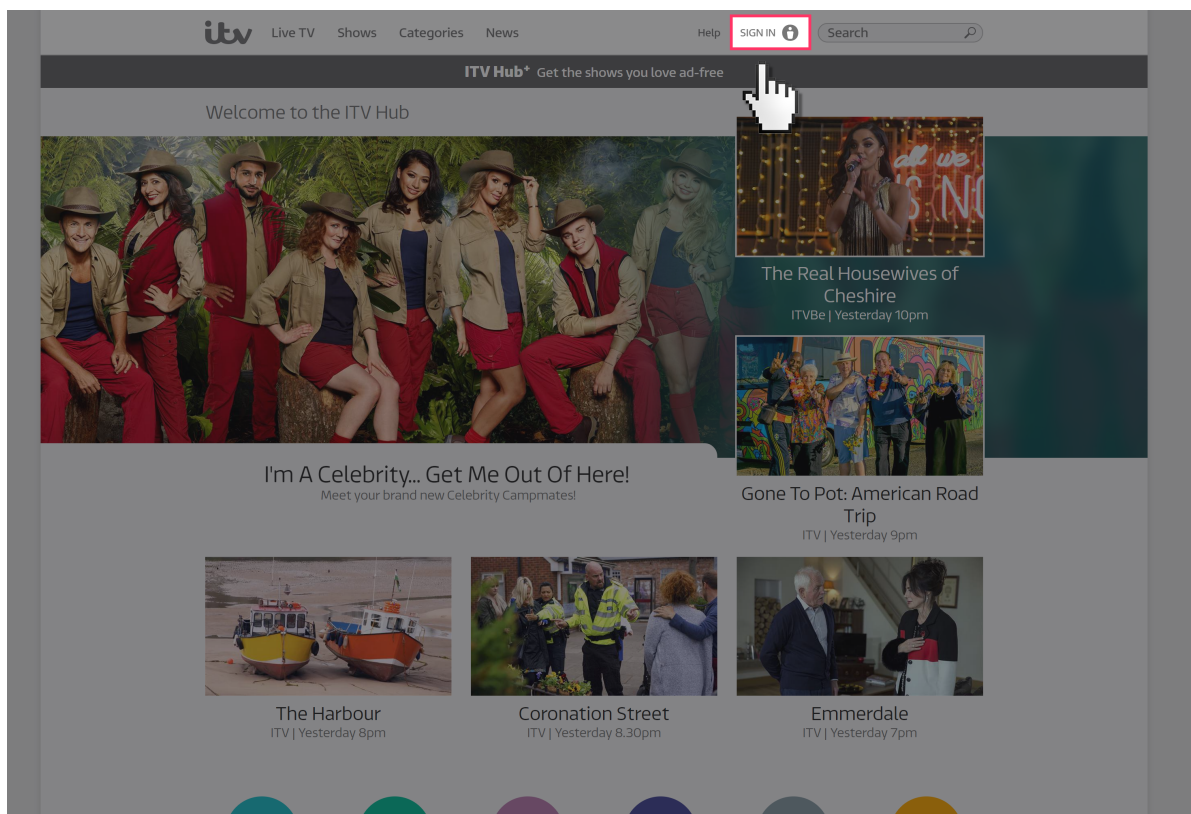
ITV Hub



Step by step guide

1

Go to www.itv.com and select "SIGN IN" from the navigation bar at the top.





Step by step guide

2

If you have an ITV Hub Account Sign in here

The screenshot shows the ITV Hub website's sign-in interface. A red rectangular box highlights the 'Sign in' section on the left. This section contains fields for 'Email' and 'Password', a 'Forgotten your password?' link, a 'Keep me signed in' checkbox (which is checked), and a 'Sign in' button. To the right of the sign-in box is a 'Sign up' section with a 'Sign up now' button. Below the sign-in box, there is a message about watching ad-free on PC and Mac with a 'Learn more' link. The bottom of the page features a dark navigation bar with logos for 'itv', 'itv2', 'itvBe.', 'itv3', 'itv4', 'CITV', and 'itv ENCORE'. Below these logos are three columns of links: 'ITV Presents' (including ITV Hub+, Be on TV, Competitions, Jackpot247, Signed Stories, and ITV Boxing), 'Corporate' (including ITV Plc, ITV Responsibility, Jobs, Press Centre, ITV Media, and Commissioning), and 'Information' (including Help, Contact Us, Terms & Conditions, and Privacy Policy). At the very bottom, there is a cookie policy notice and a copyright notice for 2017.

itv Live TV Shows Categories News Help SIGN IN Search

Sign in

Email

Password

[Forgotten your password?](#)

☒ **Keep me signed in**
Uncheck if you're using a shared or public computer

Sign in

Sign up

Set up an account to access your favourite ITV shows.

Sign up now

Are you an ITV Hub+ subscriber? You can now watch ad free on PC and Mac. [Learn more](#)

itv itv2 itvBe. itv3 itv4 CITV itv ENCORE

ITV Presents
ITV Hub+
Be on TV
Competitions
Jackpot247
Signed Stories
ITV Boxing

Corporate
ITV Plc
ITV Responsibility
Jobs
Press Centre
ITV Media
Commissioning

Information
Help
Contact Us
Terms & Conditions
Privacy Policy

By using this site, you agree we can set and use cookies. For more details of these cookies and how to disable them, see our [cookie policy](#).

© Copyright ITV plc 2017



Step by step guide

3

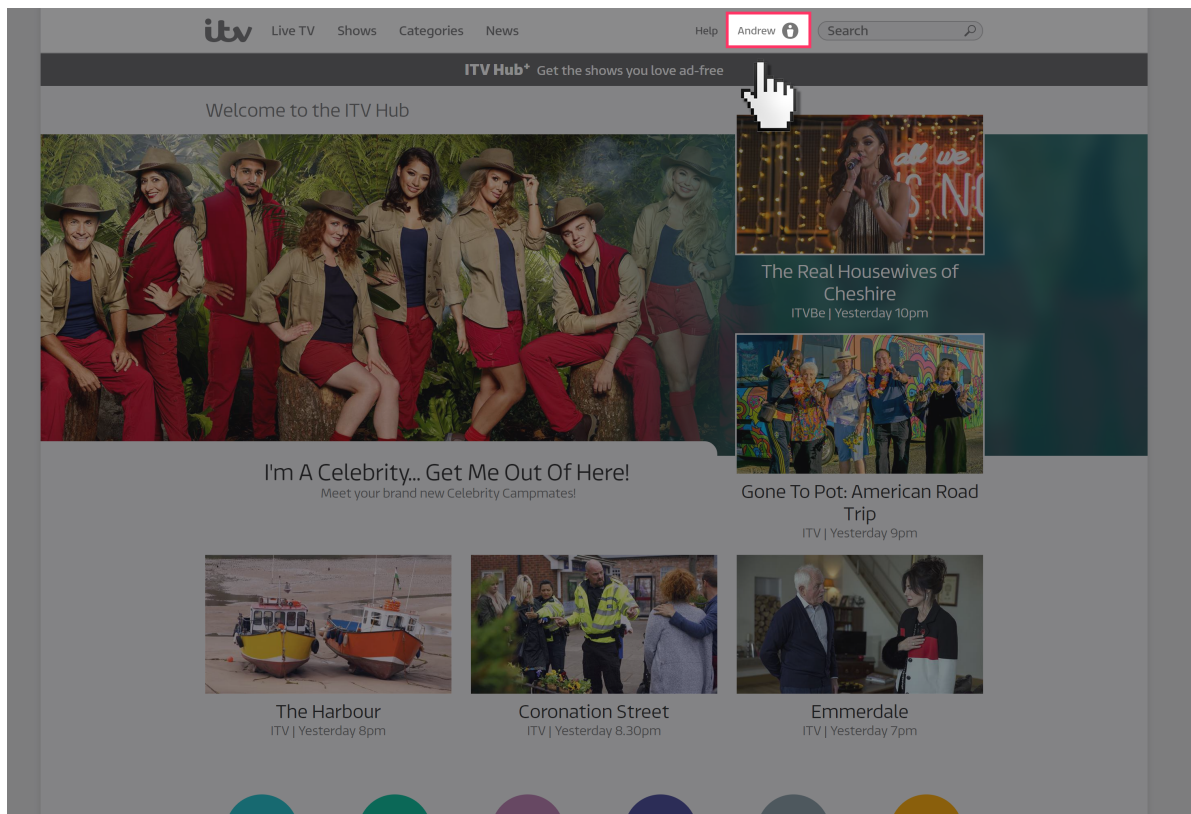
If you need to create an ITV HUB Account then click the “sign up now” button and input your details to register.

A screenshot of the ITV Hub website's sign-in and sign-up interface. The page has a dark grey header with the ITV logo and navigation links: Live TV, Shows, Categories, News, Help, SIGN IN, and a search bar. The main content area is divided into two sections. On the left, the 'Sign in' section features input fields for Email and Password, a 'Forgotten your password?' link, a 'Keep me signed in' checkbox, and a 'Sign in' button. On the right, a 'Sign up' section is highlighted with a red border, containing the text 'Set up an account to access your favourite ITV shows.' and a 'Sign up now' button. A hand cursor icon points towards the 'Sign up now' button. Below the sign-in section, there is a note about ITV Hub+ subscribers. The footer is dark grey and contains logos for ITV, ITV2, ITVBe., ITV3, ITV4, C4, and ITV ENCORE. It also lists various links under 'ITV Presents', 'Corporate', and 'Information' categories, and a copyright notice for 2017.

Step by step guide

4

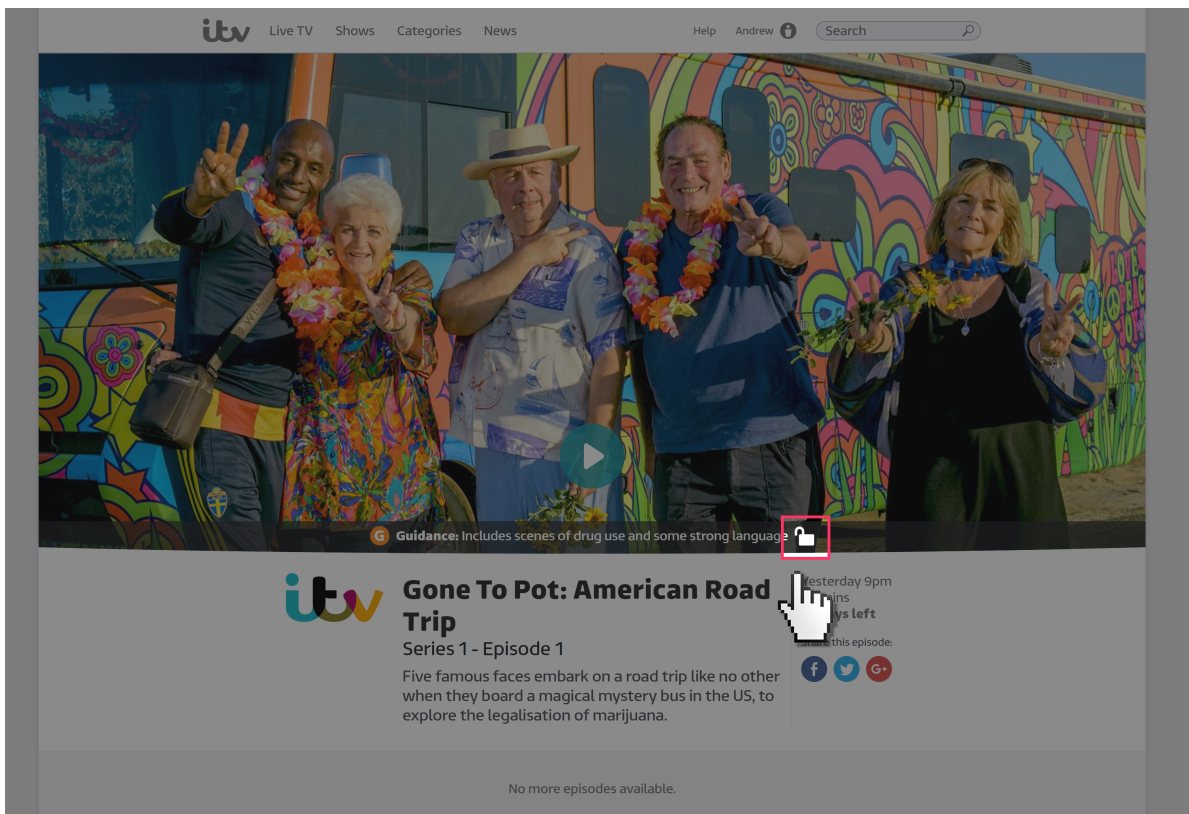
Once you are signed in your name will appear in the top navigation by a profile icon.



Step by step guide

5

Navigate to a show that you suspect will have a G-rating and then click on the padlock icon.



itv Live TV Shows Categories News Help Andrew Search

G Guidance: Includes scenes of drug use and some strong language

itv **Gone To Pot: American Road Trip**
Series 1 - Episode 1
Five famous faces embark on a road trip like no other when they board a magical mystery bus in the US, to explore the legalisation of marijuana.

Yesterday 9pm
5 mins
1 day left
Watch this episode:

f t G+

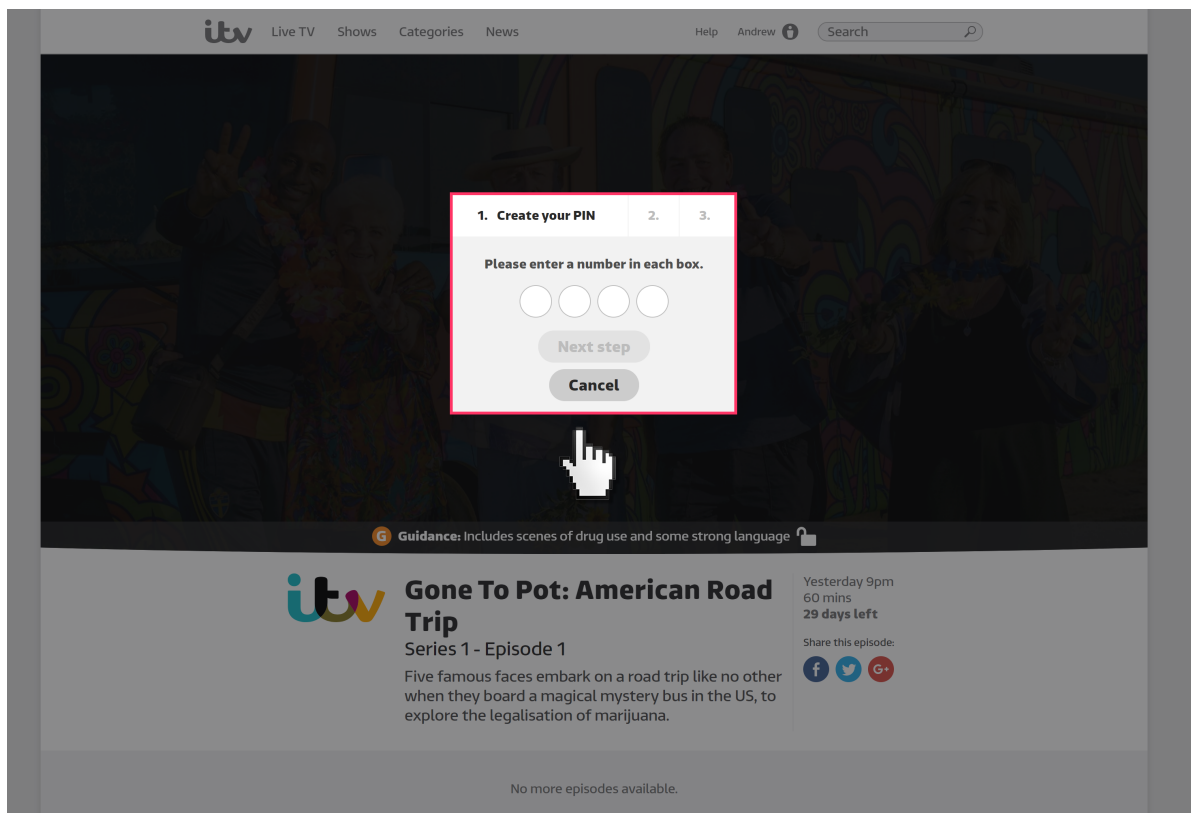
No more episodes available.



Step by step guide

6

You will now be prompted to enter a 4-digit PIN number.





Step by step guide

7

You will now be asked to set a security question which will be used if you forget your PIN.

A screenshot of the ITV Hub website showing a security question setup modal. The modal has three steps: 1. Choose a security question, 2. Choose a security question, and 3. Confirm your answer. The second step is active, showing a dropdown menu with 'Top holiday destination?' selected, an 'Answer' input field, and 'Next step' and 'Cancel' buttons. A hand cursor is pointing at the 'Next step' button. The background shows the ITV Hub interface with a 'Gone To Pot: American Road Trip' episode card.

itv Live TV Shows Categories News Help Andrew Search

1. 2. Choose a security question 3.

Select a question

Top holiday destination?

Answer

Next step

Cancel

G Guidance: Includes scenes of drug use and some strong language

itv **Gone To Pot: American Road Trip**
Series 1 - Episode 1
Five famous faces embark on a road trip like no other when they board a magical mystery bus in the US, to explore the legalisation of marijuana.

Yesterday 9pm
60 mins
29 days left


Share this episode:
f t G+

No more episodes available.

Step by step guide

8

Finally you will be asked to confirm that you want to turn on the parental controls. Click the “Turn on” button to complete.



The screenshot shows the ITV Hub website interface. At the top, there is a navigation bar with the ITV logo, links for Live TV, Shows, Categories, and News, a user profile for Andrew, and a search bar. The main content area features a large, dark, abstract background image. Overlaid on this is a white dialog box with a red border. The dialog box has three tabs: 1., 2., and 3. Confirm. The '3. Confirm' tab is selected. Inside the dialog box, the text reads: 'Turn on Parental Controls', 'I am over 18 years of age and I have read and understood the [Terms and Conditions](#).', and two buttons: 'Turn on' (highlighted in green) and 'Cancel'. A white mouse cursor is pointing at the 'Turn on' button. Below the dialog box, there is a 'Guidance' banner that says 'Includes scenes of drug use and some strong language'. At the bottom of the page, there is a section for the show 'Gone To Pot: American Road Trip', Series 1 - Episode 1, with a description: 'Five famous faces embark on a road trip like no other when they board a magical mystery bus in the US, to explore the legalisation of marijuana.' To the right of the show title, it says 'Yesterday 9pm', '60 mins', and '29 days left'. Below this, there are social media sharing icons for Facebook, Twitter, and Google+. At the very bottom of the page, it says 'No more episodes available.'



Step by step guide



You are now set up and any video you select with a G-rating will prompt you for your PIN number before you can view it.

