



How to guide: Google Account – Logging into Google Classroom

Useful YouTube videos on how to login in to Google Classroom:

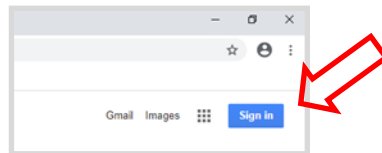
<https://www.youtube.com/watch?v=dKTUz-23xcw> Ignore the specific login details presented and use yours

<https://www.youtube.com/watch?v=2lowi-gmbys&t=172s> Although aimed at parents it also useful for you

Your Google Classroom Login details

- Username: (google will show 'Email or phone' – ignore this) Student to use their Higham Lane School email address which is students username followed be @highamlaneschool.co.uk. For example joebloggs18@highamlaneschool.co.uk
- Password: This will be the password that you set when you first logged in. If you need your password resetting please request via email to: ITSupport@highamlaneschool.co.uk (Mon to Fri between 8.30am to 4pm)

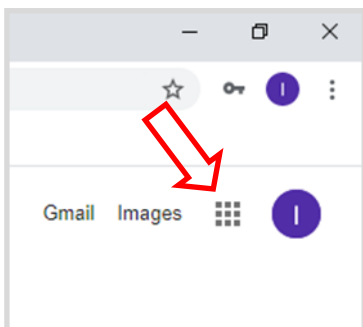
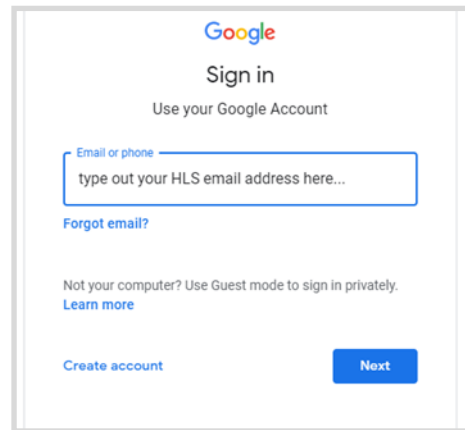
Open your internet browser, go to www.Google.co.uk and sign into Google by clicking on the blue Sign in box



Enter in your username and password

Example Username: joebloggs18@highamlaneschool.co.uk

Enter your issued password. You can change this after you have logged in.



Once you have logged in the top right hand side of Google will look like this – with your coloured initial and a grid next to it.

Click on grid to show all your Google apps. Google Classroom is visible.

NOW CLICK ON GOOGLE CLASSROOM TO JOIN YOUR CLASSES!

